



TIMING MODULE

COOL DOWN TIMER

ENCAPSULATED

UL **CS**
E75633 LR46938

ONE AMPERE LOAD RATING

Series 602G - OFF DELAY

FULLY SOLID STATE

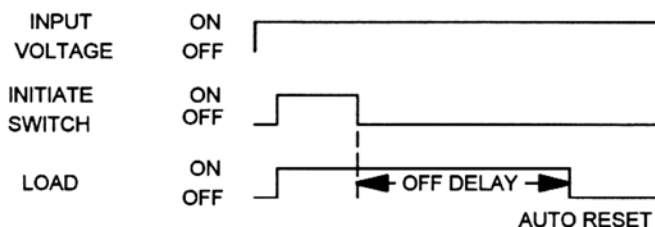
CMOS DIGITAL CIRCUITRY

- Life Expectancy –unlimited
- Environment Protected
- Tamper Proof
- No False Operate
- Small Size – 2"x 2" x 53/64"
- Lightweight – approximately 2.5 oz.
- Rugged

Input power is applied continuously. A normally open initiate switch closure causes the solid state load switch to turn ON, energizing the load. This condition is maintained for as long as the initiate switch is closed. Opening the initiate switch starts the preset delay period. At the end of the preset delay period the solid state load switch turns OFF, de-energizing the load. A new cycle of operation can then be started via the initiate switch. Should the initiate switch be re-closed during the preset delay period, timing will stop, but the load will remain energized. When the initiate switch is re-opened, the preset delay is re-triggered. When the delay has reached time out the load will be de-energized, and the timer resets. This timer is commonly referred to as the COOL DOWN TIMER.

Control the timing of valves, SFHP motors, lamps, relays, magnetic line starters, and actuators rated less than 1 ampere (10 amps inrush). CMOS digital circuitry, with solid state output switching. P/C boards and internal components are encapsulated in a flame retardant molded housing, fitted with quick connect wiring terminals. Available in all standard voltages and frequencies. Fixed or adjustable timing from .1 seconds to 24 hours.

TIMING DIAGRAM



SPECIFICATIONS

1. Repeat Accuracy: $\pm 0.1\%$ or 16 ms. Whichever is greater
2. Combined Effect of Temperature and Voltage upon Repeat Accuracy: $\pm 1\%$
3. Reset Time: 150 ms.
4. Operating Voltage Tolerance: $\pm 20\%$
5. Load Current: Steady State – 8 ma. Min., 1 Ampere Max.
6. Voltage Drop: 1.5V Typical at 1 Ampere
7. Leakage Current: 5 ma.
8. Dielectric Strength: 1500 VRMS
9. Insulation Resistance: 100 Megohms Min.
10. Input Transient Protection: 3000V 120V UNITS, 6000V 240V units
11. Temperature Ambients: Operating -40°C to +70°C, Storage -55°C to +70°C
12. Humidity-Operating: 95% Relative
13. Linearity(Option A or D): $\pm 5\%$ Minimum from 10% to 90% of range
14. Timing Tolerance: $\pm 9\%$ + Tolerance of Rt Std., $\pm 5\%$ Special (Fixed)

HOW TO ORDER 602G – (T) (V) (P)

| SERIES | (T) = TIME RANGE | (V)=VOLTAGE | (P) = OPTIONS |
|--------|--|--|--|
| 602G | P = 0.1 - 5 SEC. 1 = 0.1 - 10 SEC. L = 0.2 - 20 SEC. J = 0.3 - 30 SEC. M = 0.6 - 60 SEC. 2 = 1 - 100 SEC. K = 1.2 - 120 SEC. F = 2 - 180 SEC. E = 3 - 300 SEC. 3 = 10 - 1000 SEC. 4 = 0.1 - 10 MIN. G = 0.3 - 30 MIN. H = 0.6 - 60 MIN. 5 = 1 - 100 MIN. V = 3 - 300 MIN. 6 = 10 - 1000 MIN. D = 1 - 24 HRS. | 1 = 12VDC 2 = 24VDC 3 = 48VDC 4 = 24VAC 5 = 120VAC 6 = 240VAC | O - CUSTOMER SUPPLIES OWN POTENTIOMETER OR RESISTOR A - POTENTIOMETER SUPPLIED AS LOOSE PART *B - EXTERNALLY INSTALLED RESISTOR *C - FACTORY FIXED INTERNAL D - TRIMMER POTENTIOMETER INSTALLED ON TERMINALS R - INTERNAL POTENTIOMETER WITH THRU SHAFT S - INTERNAL POTENTIOMETER WITH SCREWDRIVER SLOT <div style="border: 1px solid black; padding: 5px; text-align: center;"> <i>* For Fixed Time Specify The Value In Seconds, Minutes, Or Hours</i> </div> <div style="text-align: right; font-weight: bold;">MADE IN USA</div> |

EXAMPLE P/N: 602G-35C/240S This is an OFF DELAY 1A Rated Solid State Timer with a 240 second DELAY and an INPUT VOLTAGE of 120 VAC. The DELAY is FACTORY FIXED INTERNAL calibration.



American Control Products / Precision Timer
a division of Prime Technology
344 Twin Lakes Road
North Branford, CT 06471
Telephone: (203) 481-5721
Fax: (203) 481-8937
Email: sales@primetechnology.com
www.primetechnology.com

TECHNICAL BULLETIN

SOLID STATE TIMING MODULE

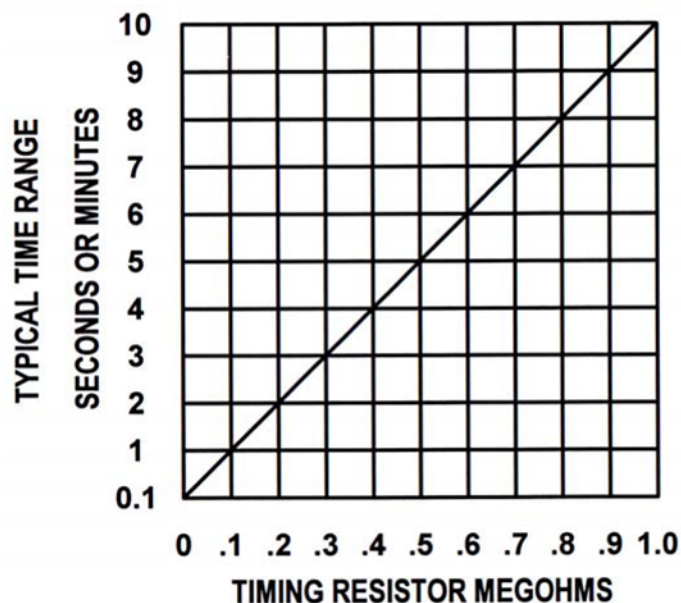
PAGE 1
OF 2

DATE
6-4-01

602G

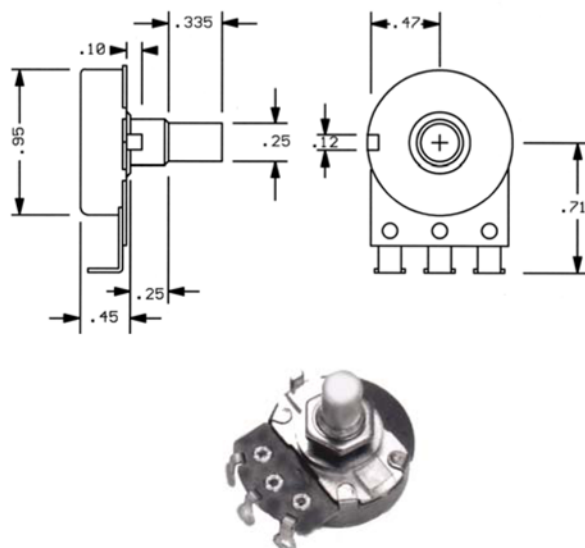
REV
B

CALIBRATION RESISTANCE VS TIME

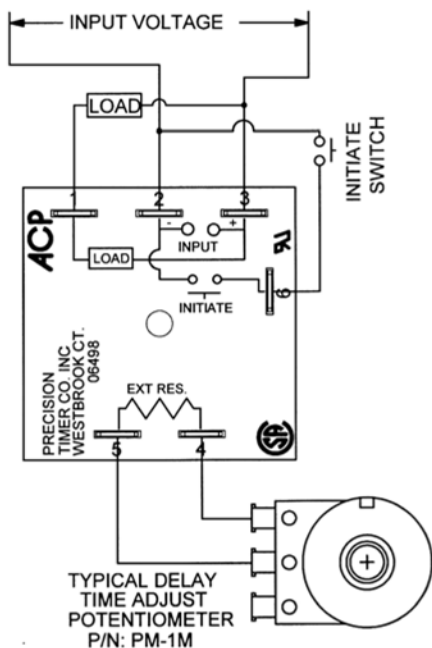


ACCESSORIES – AVAILABLE FROM STOCK

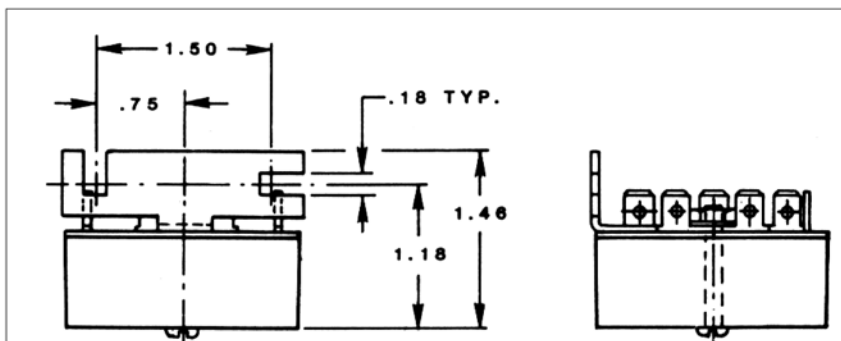
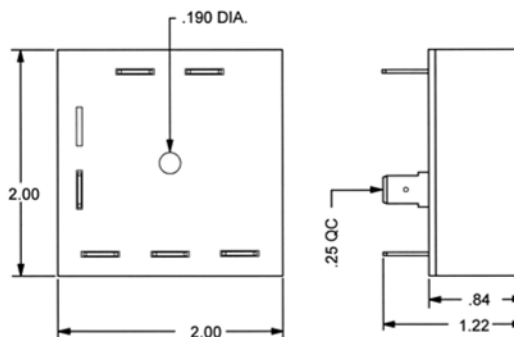
ORDER P/N: PM – 1M 1 MEGOHM $\pm 20\%$
PM – 100K 100 KOHM $\pm 20\%$



TYPICAL WIRING



OUTLINE DRAWING



Order bracket mount model as: 602GBM – (T) (V) (P)

MADE IN USA



American Control Products / Precision Timer
a division of Prime Technology
344 Twin Lakes Road
North Branford, CT 06471
Telephone: (203) 481-5721
Fax: (203) 481-8937
Email: sales@primetechnology.com
www.primetechnology.com

TECHNICAL BULLETIN

SOLID STATE TIMING MODULE

PAGE 2
OF 2

DATE
6-4-01

602G

REV
B